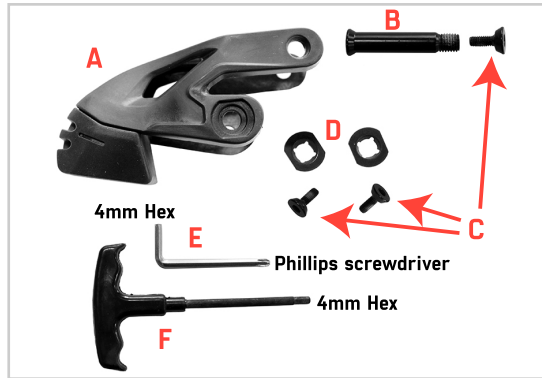
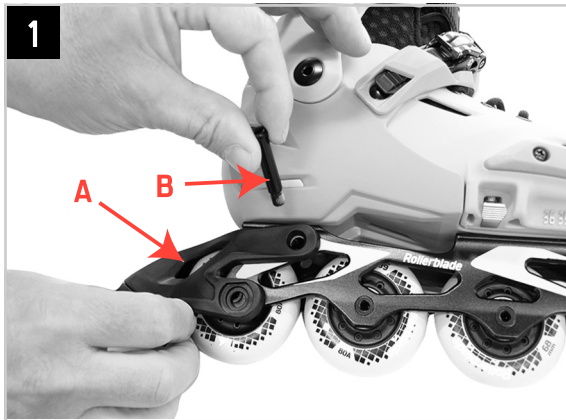


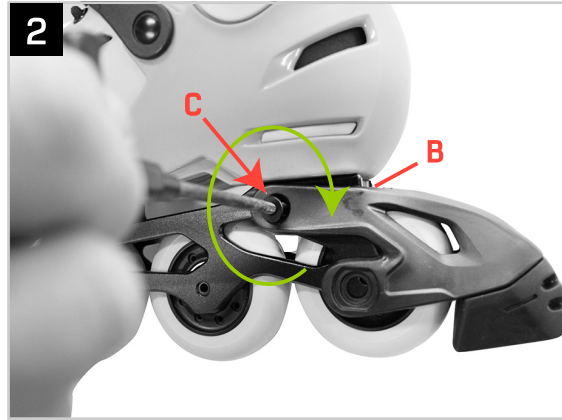
APEX BRAKE ASSEMBLY INSTRUCTIONS



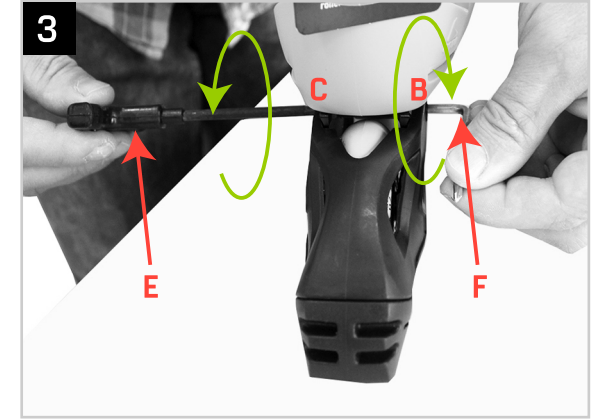
- A) Brake support & pad (1x)
- B) M7 axle 41mm (1x)
- C) M4 screw 12.5mm (3x)
- D) Washer 18x15mm (2x)
- E) Hex/Phillips wrench (1x)
- F) 4mm hex skate tool (1x)



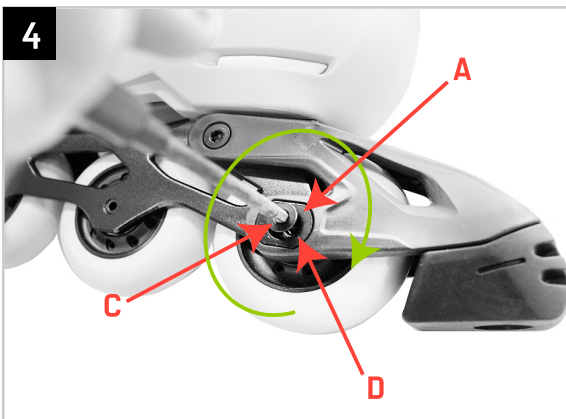
1 Attach brake support (A), with M7 axle (B)



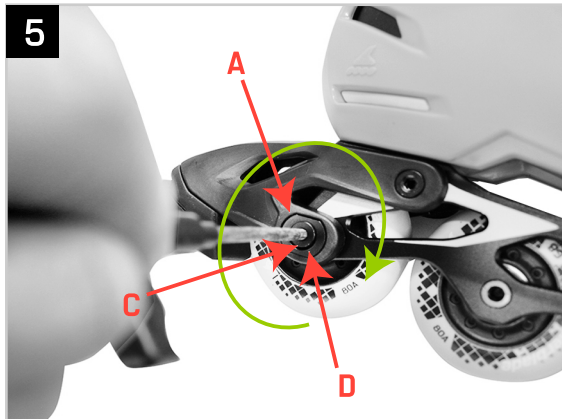
2 Insert M4 screw (C), from opposite side into M7 axle (B)



3 Tighten with tools (E & F)



4 Place washer (D), into support (A), secure with M4 screw (C), tighten



5 Repeat steps in #4 on other side of skate